



in Japan


DISASTER PREPARATION

DISCLAIMER

We are not experts on the subject of disaster and emergency preparedness. This is what we have found through our own research; please do feel free to research further on your own.



Disasters You May Face

- Earthquakes
 - Typhoons
 - Floods
 - Volcanoes
 - Mudslides
 - Tsunami
 - Nuclear Accidents
 - Godzilla – (You never know)
- 




Disasters in Saga

- The biggest concern and most common natural disaster in Saga Prefecture is flooding caused by heavy rainfall and typhoons at the end of summer



BE PREPARED

1. Educate yourself!
 2. Find your evacuation areas for each type of disaster
 3. Make an emergency survival kit
- 

Emergency Survival Kit

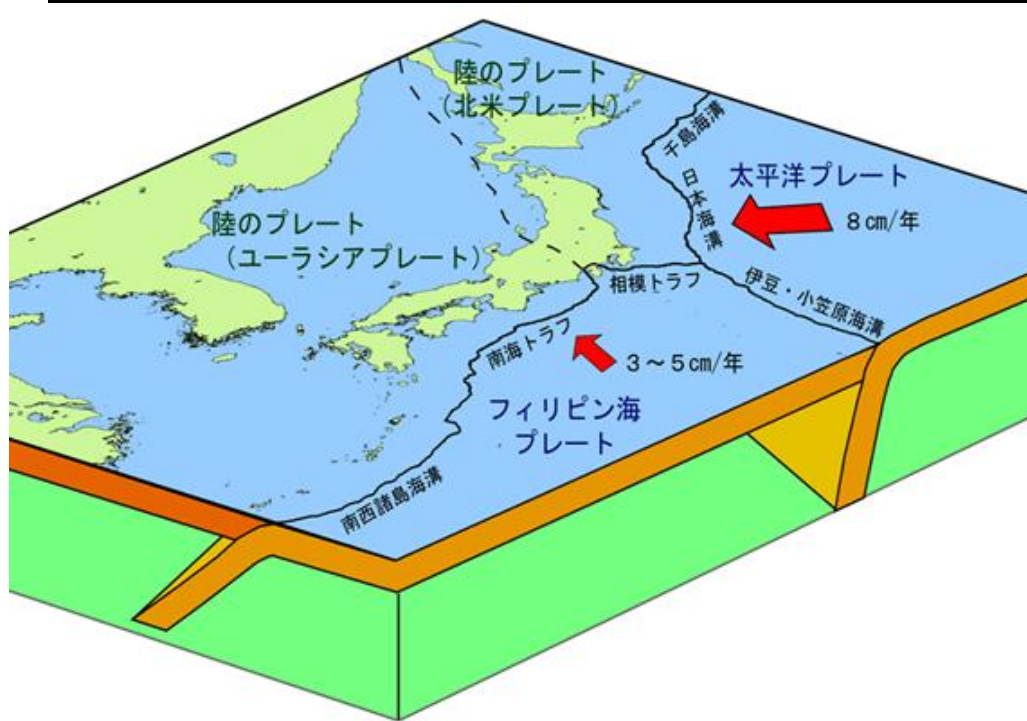
- Necessary Items for an Emergency Survival Kit:
 - Bottled water for at least 3 days per person
 - Canned (tinned) food & can-opener
 - Simple non-perishable foods (eg. instant noodles)
 - Flashlight (torch)
 - Batteries/Cellphone charger
 - First Aid Kit
 - Whistle to signal for help
 - Copy of Passport and Registration Card
 - Candles & matches/lighter
 - Manual can opener for food
 - Pocket knife
 - Radio (battery or manually powered)



Disasters in Saga

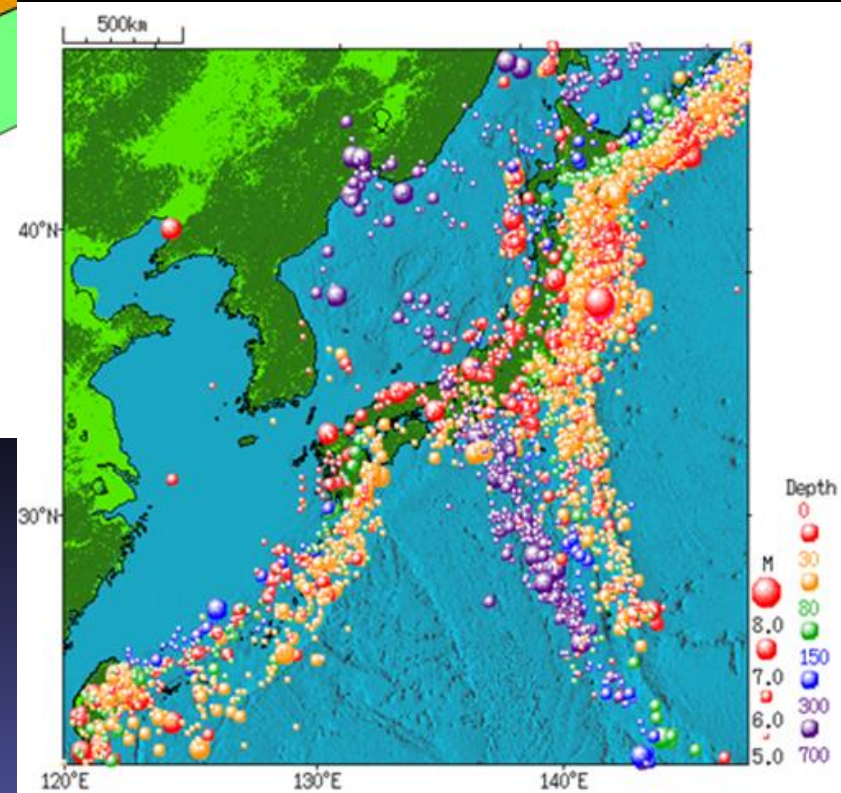


Japan, the land of earthquakes



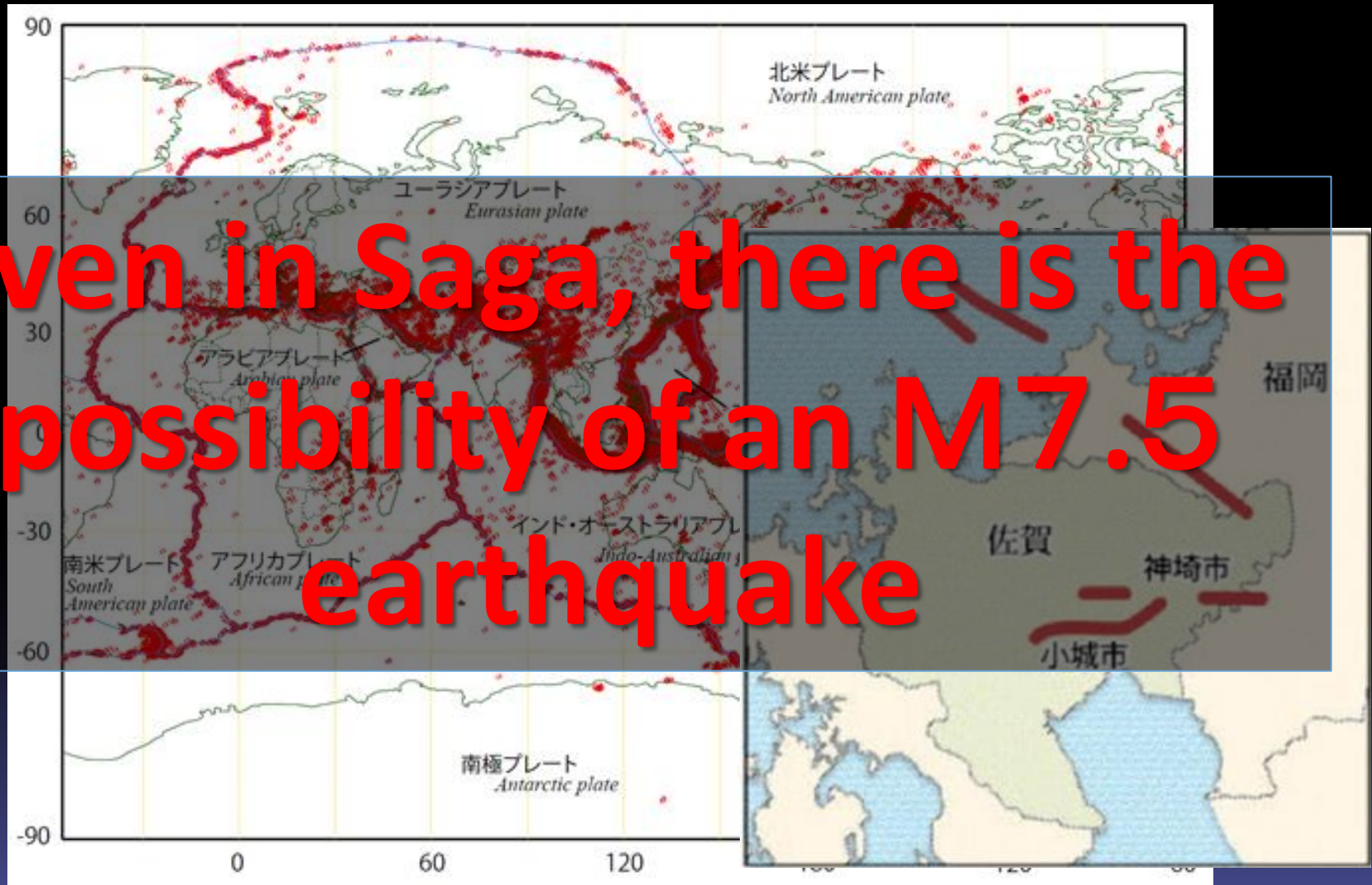
4 tectonic plates

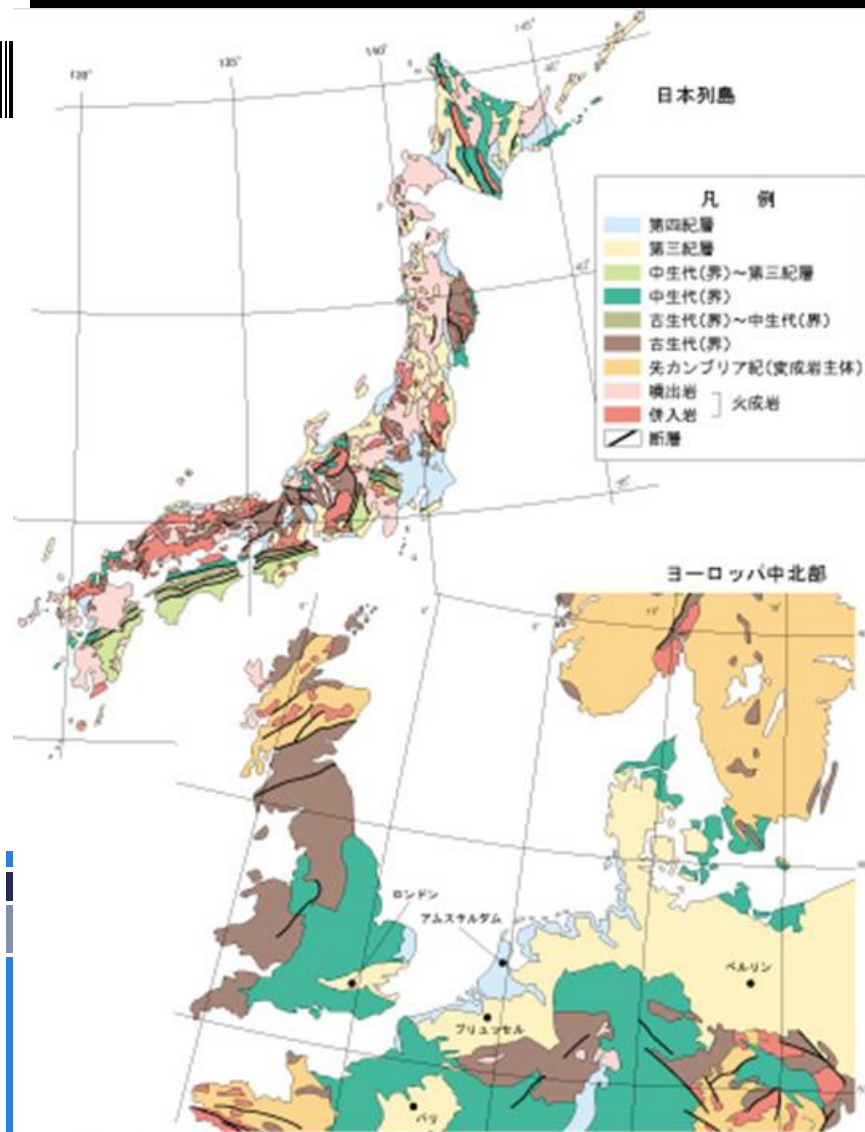
Lots of earthquakes!



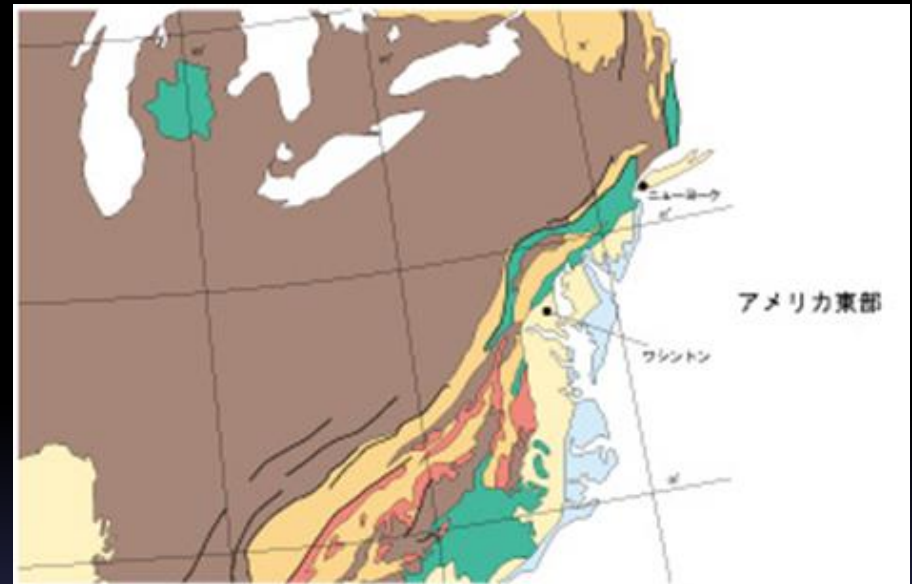
1% of the earth's surface area, but 10% of all earthquakes!

Even in Saga, there is the possibility of an M7.5 earthquake

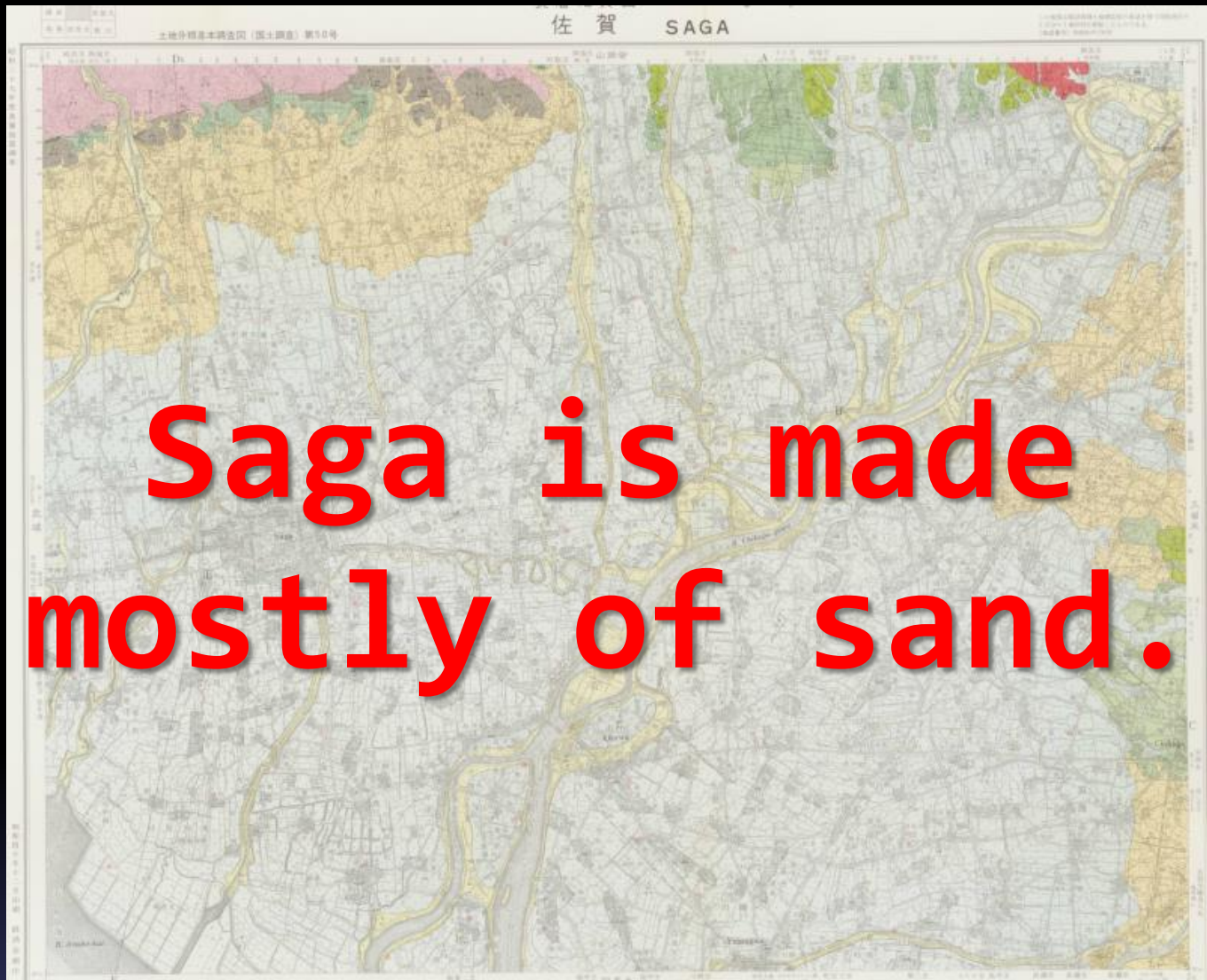




Japan: many different kinds of soil/ground (unstable)



America: less variation (stable)



Liquefaction








landslides





What to do in...? Let's Discuss

- an Earthquake?
 - a flood?
 - a typhoon?
 - A tsunami
- 

What to do in the case of an emergency/disaster on JET

- **FIRST.** Make sure you are safe. Your safety is top priority.
- **SECOND.** Contact your contracting organization supervisor and report your condition ASAP.*
- **THIRD.** Contact your Prefectural Advisor ASAP.
- **FOURTH.** Once it is safe, go to your base school/office.

Cellphone Notifications

- Docomo, Softbank and au have automatic notifications of a disaster
- It almost always in Japanese
- To translate use the Google translate app
- If you can't copy and paste the message take a screenshot with your phone and upload it as an image for Google Translate to scan.

Stay on top - Apps and Alerts

- AJET – iConnect
- ゆれくる Yurekuru Call
- 防災情報 全国避難所ガイド bousai jouhou zenkoku hinanjo gaido
- And Tons more!



佐賀 防災ネット あんあん

saga bousai netto anan

Saga Prefecture has an emergency e-mail alert service which you can register your PC or cellphone address with. The service is entirely in Japanese, but it is specific to Saga and you can choose which city/town you are located in, which notifications you want, etc.

<http://esam.jp/ikkatu/regist.php>

防災ネット あんあん 一括登録

登録に利用するメールアドレスを入力してください。

- ・携帯電話の迷惑メール対策を設定されている方は、「esam.jp」からのメールを受信できるよう設定してください。
- ・Gmail等のメール受信ソフトによっては、メール本文に「http://～」のURLが記載されているため、迷惑メール扱いとなる場合が確認されております。その場合は「迷惑メール」フォルダや「すべてのメール」フォルダを検索してください。

情報を受け取りたい地域(市町名)を選択して下さい。

- ☒ すべての地域を受け取る
- ☐ 個別に指定する

受信する情報を選択して下さい。



- ☒ すべての情報を受け取る
- ☐ 個別に指定する

防災情報項目の配信条件を選択して下さい。

気象特別警報

- ☒ すべての特別警報
- ☐ 大雨
- ☐ 暴風
- ☐ 暴風雪
- ☐ 大雪
- ☐ 波浪
- ☐ 高潮

気象警報

- ☒ すべての警報
- ☐ 大雨
- ☐ 洪水
- ☐ 暴風
- ☐ 暴風雪
- ☐ 大雪
- ☐ 波浪
- ☐ 高潮

NTT Phone Message

- Landline, public telephones, phones at evacuation centres
- Practice days: 1st and 15th of every month
- Only in Japanese
- Can only be checked by people in Japan
- Recording time: 30secs
- Storage period: 48hours
- Number of storable messages: 1-10
- Internet access required
 - Cellphone
 - Computer
- Can set up in advance
 - Automatic notifications
- English available
- Can be checked by anyone
- Length of message: 100 characters
- Number of storable messages: max 20

Phone number:

171

Website:

<https://www.web171.jp>

TOP page

Posting and reading messages is possible with this service.

Phone number

Post 

Read 

Notification

[Register, update or delete a Message Board.](#)

By pre-registering, you can receive messages via email or phone.

NTT provides this service in accordance with the conditions of use of this website. [Click here for the conditions of use](#)

※ When using this service, users of this service are deemed to have agreed to the conditions of use of this website.

[Click here for details on how to use.](#)

[Press here to "J-anpi All-Japan Safety Confirmation Portal for Disaster"](#)

※Transferring to a site provided by NTT Resonant Inc. You can search safety information collected by companies and organizations other than the Disaster Message Board.

NTT Phone Message

Dial 171



Prompt
Press 1 to
record a
message*


Prompt
Dial your
phone number
starting with
the area code

Hang up
your
message has
been
recorded**

Prompt
Beep
Record your
message
(30secs)

Prompt
Push 1#





Q: What is the number for fire the department and ambulance?

1. 119

2. 911


3. 919

4. 991





■ 1. 119



Q: What is the number for the police?

1. 119

2. 110


3. 911

4. 101






- **2. 110**



Q: When there is an earthquake
where should you go?

1. Outside
 2. Under a table
 3. Beside a table
 4. In a doorway
- 



- **2. Under a table**
- Or other solid piece of furniture that can protect you from falling items.
- If that's too far away it's suggested that you get close to a solid internal wall.
- **DROP, COVER and HOLD**




Q: When do aftershocks occur?

1. Weeks after the main event
2. Hours after the main event
3. Days after the main event
4. Months after the main event
5. All of the above



5. All of the above

- Sometimes the aftershocks can cause more damage than the main event
- Should lessen in frequency and strength over time



Q: Who should you contact first after a disaster?


1. Your family
2. One of the PAs
3. Your consulate/embassy
4. Your supervisor



- **4. Your supervisor**

- According to the JET General Information Handbook (GIH):

“If a major natural disaster occurs, please make contact with your supervisor as soon as possible, and give them information on your well-being.” (2013, pg. 161)



Q: After a big disaster where can you get the most accurate information?

1. Radio
2. Internet
3. Newspaper
4. Television
5. All of the above



5. All of the above

Take everything with a grain of salt.




Q: At what depth of water will most vehicles float?


1. A foot (30cm)
2. An inch (2.5cm)
3. Two feet (61cm)
4. Foot and a half (46cm)



1. A foot (30cm)

Keep this in mind when being told to evacuate or driving through flooded areas.





Q: When traveling, who should you inform about your travel information?

1. Facebook (so everyone can be jealous)
2. A friend
3. Your contracting organization
4. Family



■ 3. Your contracting organization

- In case of a disaster your CO is able to confirm your safety as soon as possible
- Family and friends are also a good idea
- CLAIR has a form it recommends COs get their JETs to fill out

Emergency Contact Details when Traveling

Please submit this form via email to Kencho at least 4 weeks before travel or as soon as permission is granted...

Name	Jet Number	Passport number
E-mail address (Email Address should be one you can access while traveling)		

Accommodations

Date	City (Country)	Address (contact phone #)	Traveling party

Travel itinerary

Date	Destination (From → connection → To)	Mode of Travel

Contact details for cases where contact cannot be made with you at the above

Name	Relation to you	Contact Telephone
E-mail address		

Emergency Contact Details when Traveling

Name _____ JET Number _____

Passport Number _____

Email Address _____

(Email Address should be one you can access while traveling)

Date	Place of	Emergency Contact Details

Contact details for cases where contact cannot be made with you at the above

Name _____

Relation to you _____

Contact Tel: _____

Email: _____



Q: In preparing for a typhoon what should you do?

1. Throw on some washing and put it out for a speed dry in the wind
2. Fill your bathtub with water
3. Pull your curtains even if it's the middle of the day
4. Evacuate



2. Fill your bathtub with water

3. Pull your curtains

Gives you an emergency water supply and will stop shards of glass flying in the room if your windows break.

Q: When should you evacuate?

1. As soon as possible after a disaster
2. Never! The house/beer goes down, I go down too!
3. When you are advised to evacuate
4. If you feel your house is in danger

3. When you are advised to

4. When you feel your house is in danger

Evacuate when:

- evacuation advices are issued
- a locality (local government or voluntary disaster prevention organizations) concludes there is a danger
- fire is expected to spread
- houses are in danger of falling down
- there is a danger of landslides or mudslides
- a flood might occur